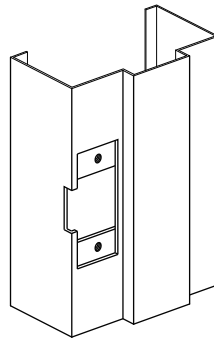




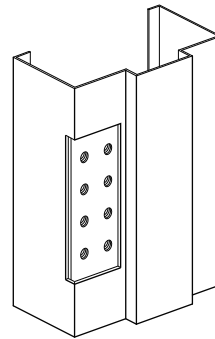
Standard Features

- ◆ 14-Gauge Cold Rolled or Galvanized Steel
- ◆ Unequal Rabbet / 2-inch Face
4-inch Face Heads Available
- ◆ 5/8-inch Stop Height
- ◆ Exact Fit Mitered Corners
- ◆ 7-Gauge Hinge Reinforcement with Standard / Heavy Duty Adjustment
- ◆ 4-7/8" Universal Strike Preparation
- ◆ Floor Anchor Included
- ◆ 9/32-inch Silencer Preparation
- ◆ Wall Anchors for, Masonry, Wood Stud and Metal Stud Walls, Loose or Welded In.
- ◆ 4" - 13" Jamb Depth
- ◆ 20 Minute to 3 Hour Fire Label

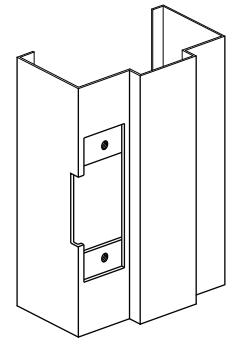
Typical Hardware Preparations



2-3/4" CYLINDRICAL STRIKE

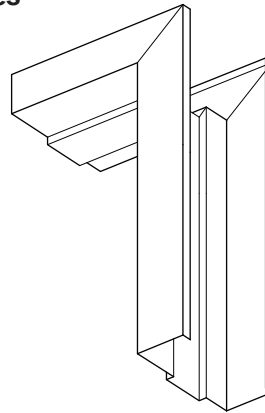


4-1/2" x 4-1/2"
1-3/4" FRAME HINGE PREP

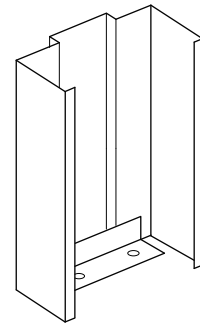


4-7/8" UNIVERSAL STRIKE

Features

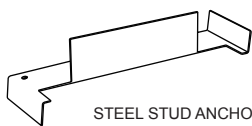


WELDED CORNERS
Welded corners are tight fitting to provide a smooth seamless appearance

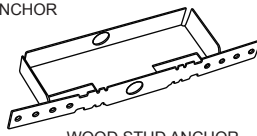


FLOOR ANCHOR
18 Gauge floor anchors are standard in all masonry frames

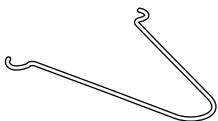
Accessories



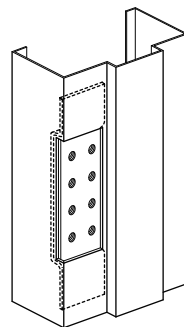
STEEL STUD ANCHOR



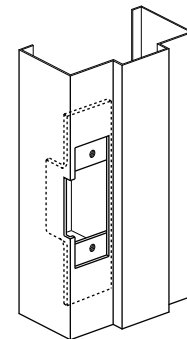
WOOD STUD ANCHOR



MASONRY WIRE



HINGE REINFORCEMENT
7 Gauge standard / heavy duty hinge reinforcement



STRIKE REINFORCEMENT
14 Gauge strike reinforcements and mortar boxes are designed for accurate and universal function

