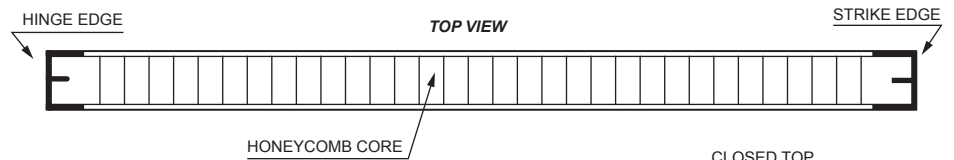




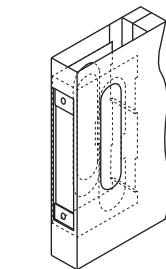
**Standard Features**

- ◆ 18/16 Gauge Cold Rolled or Galvanized Steel
- ◆ Seamless Filled Edges
- ◆ Full Body Honeycomb Core #90 Density Weight
- ◆ Non Handed Design
- ◆ 12 Gauge Closer Reinforcement
- ◆ 7-Gauge Hinge Reinforcement-Reversible
- ◆ 16-Gauge Top Cap - Galvanized
- ◆ 16-Gauge Inverted Bottom Cap - Galvanized
- ◆ Reinforced for Double Egress Surface Vertical Rod Application
- ◆ Prime Painted Grey Two Part Epoxy Factory Applied, Baked On
- ◆ WHI / ITS up to 3 hour, Positive Pressure and "S" Smoke included
- ◆ Meets or Exceeds Standards for ANSI 240.4 and ANSI 250.8

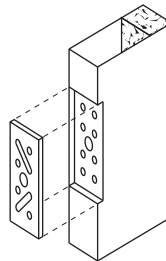
**Sections**



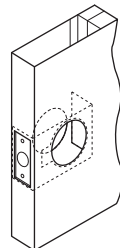
**Typical Hardware Preparations**



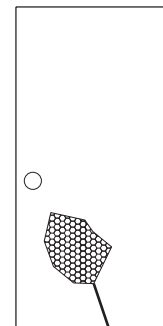
ANSI / SDI A115.1 "MB" (MORTISE)



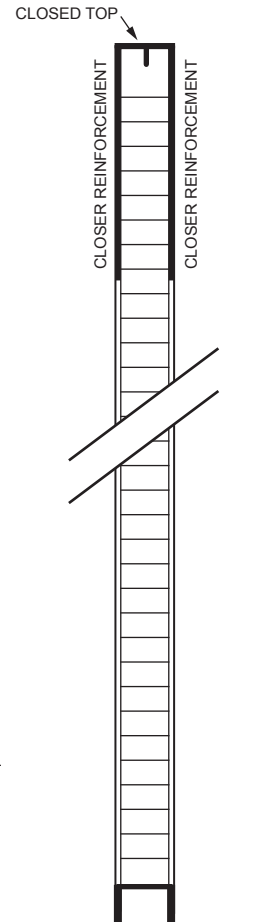
NON-HANDED HINGE



ANSI / SDI A115.2 "C" (BORED)



HONEYCOMB CORE DETAIL

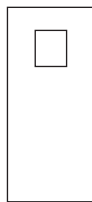


3 HR. LABEL STYLES

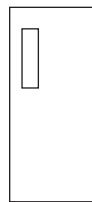


F  
3 x 33

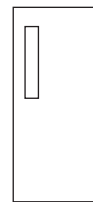
1-1/2 HR. LABEL STYLES



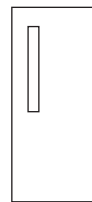
V  
10 x 10



N  
5 x 20

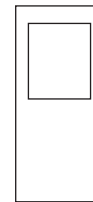


N  
4 x 25

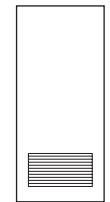


N  
3 x 33

3/4 HR. LABEL STYLES



G



L1

