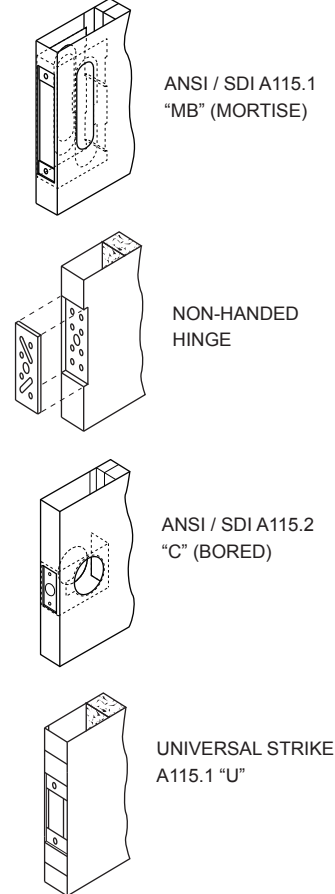




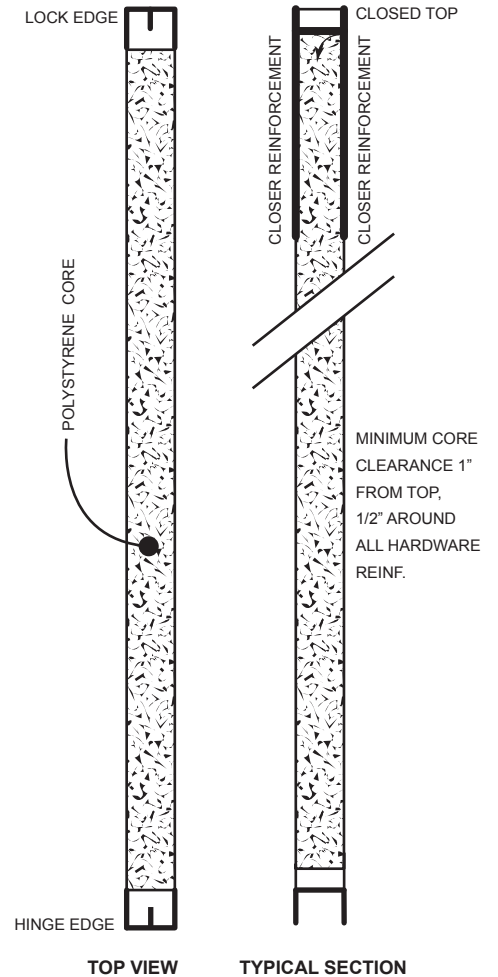
**Standard Features**

- ◆ 18-Gauge Cold Rolled or Galvanized Steel
- ◆ Seamless Filled Edges
- ◆ Full Body Polystyrene Core
- ◆ Non- Handed Design
- ◆ 12-Gauge Closer Reinforcement
- ◆ 7-Gauge Hinge Reinforcement- Reversible
- ◆ 16-Gauge Flush Top Cap - Galvanized Standard / Heavy Duty
- ◆ 16-Gauge Inverted Bottom Cap - Galvanized
- ◆ Prime Painted Grey Two Part Epoxy Factory Applied, Baked On
- ◆ Standard Lock Preparations Include 161, Fed 86 Edge, Panic Bar Reinforced
- ◆ WHI / ITS up to 3 hour, Positive Pressure and "S" Smoke included
- ◆ Meets or Exceeds Standards for ANSI 250.4 and ANSI 250.8

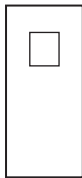
**Typical Hardware Preparations**



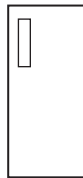
**Sections**



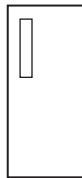
F



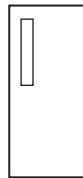
V  
10 x 10



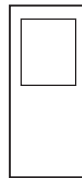
N  
5 x 20



N  
4 x 25



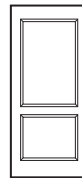
N  
3 x 33



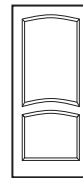
HG



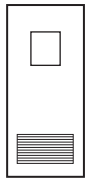
1700



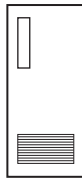
1900



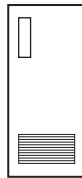
1900



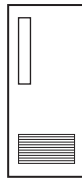
VLI



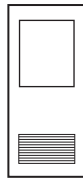
N5LI




N4LI



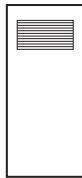
N3LI




GLI



LI



TLI



L2

Warnock Hersey

