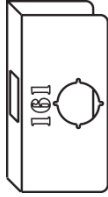









ACCESSORIES

ILLUSTRATION	ITEM #	DESCRIPTION
MISCELLANEOUS		
	DORT-161	161 Door Template Create a quick and precise 2 1/8" bore and latch prep using this template
	DORT-DB	Door Deadbolt Template Create a quick and precise 1 1/2" bore and latch prep using this template
	DORT-ASA	Door ASA Template Create a quick and precise 4 7/8" ASA cut-out on a door using this template
	DORT-FBLT	Door Flush Bolt Template Create a quick and precise 1" x 6 3/4" flush bolt cut-out on an inactive door using this template
	DORT-86	86 Edge Template Create a quick and precise 8" mortise lock cut-out on a door using this template
	FRMT-ASA	Frame ASA Template Create a quick and precise ASA cut-out on a frame using this template



ACCESSORIES

ILLUSTRATION	ITEM #	DESCRIPTION
	FRMT-DB	Frame Deadbolt Template Create a quick and precise deadbolt cut-out on a frame using this template
	FRMT-FBLT	Frame Flush Bolt Template Used to make accurate flush bolt cut-outs on a frame
	HT412	Hinge Template 4 1/2" Create a quick and precise 4 1/2" hinge cut-out on a frame using this template
	GS-22	Glass Stop Holes drilled at 7" centers Dimensions: 5/8" x 5/8" x 10' Packed with TEK screws
	SCC-19	Steel Capping Channel Dimensions: 1 3/4" W x 1 5/8" H x 36" L Thickness: 18 Ga.
	DREXT-18	Door Extender Dimensions: 1 3/4" W x 1 3/8" H x 36" L Thickness: 16 Ga.



ACCESSORIES

ILLUSTRATION	ITEM #	DESCRIPTION
	SB36 SB48 SB72	Spreader Bar Thickness: 16 Ga. Dimensions: ¾" W x ¾" H x 36" L Dimensions: ¾" W x ¾" H x 48" L Dimensions: ¾" W x ¾" H x 72" L
	DSM21	Door Silencer Dimensions: ½" Dia. x 1 ¹¹ / ₁₆ " Length Use: For Metal Frames
	CR44640	Door Frame Drip Cap Length: 40" Thickness: 18 Ga. Finish: Mill Aluminum Finish
	DDS-21	Dutch Door Shelf
	OBSTRK-LH (left hand) OBSTRK-RH (right hand)	Handed Open Back Strike Finish: US32D
	SPCAN-82	Prime Coat Spray Can